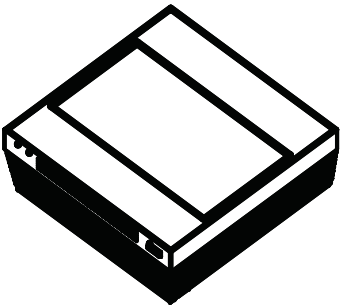
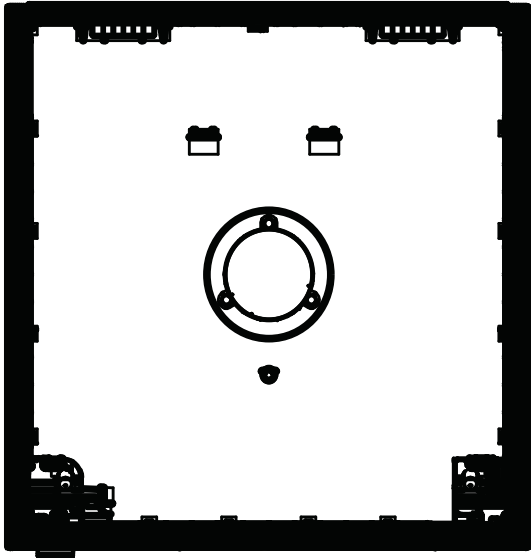

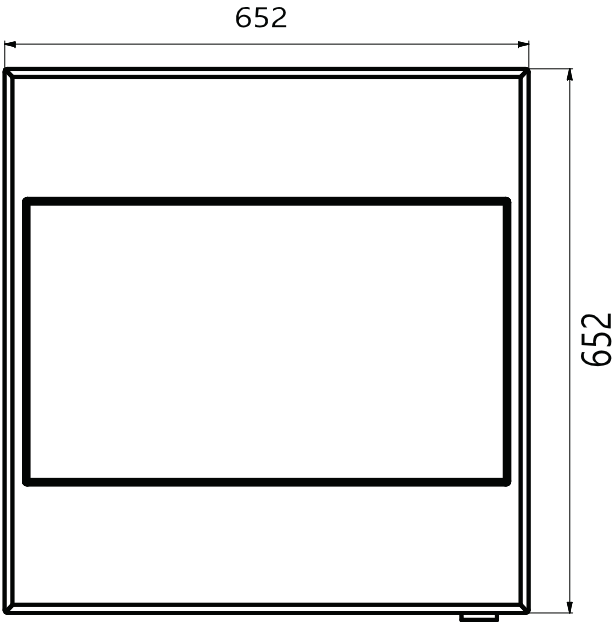




Unit : mm



3D View



|    |   |                |
|----|---|----------------|
| 7  | Forced ON/OFF Button                              |                |
| 6  | Decoration Cover                                  |                |
| 5  | Display & Remote Controller Signal Receiver       |                |
| 4  | Terminal Block for Power Supply and Communication |                |
| 3  | Drain Hose Connection                             |                |
| 2  | Installation Plate                                |                |
| 1  | Refrigerant, Drain Pipe and Cable Routing Hole    | Knock-out Type |
| No | Name  | Description    |